

# Micsig

## PRODUCT CATALOG



Официальный дистрибьютор в России



**Техника-М**

**ООО «Техника-М»**

г. Москва, 1-й Институтский проезд, д.5, офис 2-135

тел. (495) 709-34-26, (499) 174-80-35

e-mail: info-m@technica.ru

[www.technica-m.ru](http://www.technica-m.ru)

Shenzhen Micsig Instruments Co.,Ltd.  
[sales@micsig.com](mailto:sales@micsig.com)  
[www.micsig.com](http://www.micsig.com)

## Smart Digital Oscilloscope

### STO1000C Series

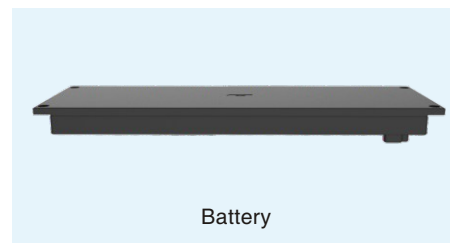


- Support APP (iOS and Android ) to remote control oscilloscope
- Support Wi-Fi data real-time transmission and HDMI high-definition display
- Support video recording and built-in 8G storage capacity
- Support 256-level intensity grading and color temperature display
- Unique file management system, easy to save and transfer waveform data
- 8 inches full touch capacitive screen and high quality button and knobs make the operation more simple and smart

Dimension: 280\*180\*50mm

Weight: 4CH Oscilloscope 1425g Battery 320g

Model	STO1102C	STO1104C	STO1152C
Analog channel	2	4	2
Bandwidth	100MHz	100MHz	150MHz
Rise time	≤3.5ns	≤3.5ns	≤2.3ns
Sample rate	1GSa/S(single channel)		
Max capture rate	80,000wfm/s		
Sample rate	1GSa/S		
Memory depth	28Mpts		
Bandwidth limitation	20MHz, High pass, low pass		
I/O Port	Wi-Fi, LAN, HDMI, USB Host, USB Device, DC Power, Aux out		
APP	Support Android / IOS		
Built-in storage capacity	8G		
Trigger types	Edge, Pulse Width, Logic, Video, Runt, Time Out , N Edge, Slope		
Display	8" Industry TFT LCD touchable capacitive screen, resolution: 800*600 pixels, 14*10 grids		
Automatic Measurements	Period, Frequency, Rise Time, Fall Time, Delay, Positive Duty Cycle, Negative Duty Cycle, Positive Pulse Width, Negative Pulse Width, Burst Width, Positive Overshoot, Negative Overshoot, Phase, Peak to Peak, Amplitude, High, Low, Max, Min, Mean, Cycle Mean, RMS, Cycle RMS.		
Math function	+, -, *, /, FFT		
Vertical resolution	8 bits		
DC gain accuracy	≤2%		
Vertical scale	1mV/div~10V/div		
Serial bus trigger and decode (Options)	UART, CAN, LIN, SPI, I2C, 1553B, 429		
Battery (Options)	7.4V 7500mAh, rechargeable lithium battery		




## Digital Tablet Oscilloscope tBook mini

### TO1000 Series

- Innovative software design and high quality hardware
- Built in 7500mAH lithium battery, up to 5 hours continuous working time
- 8" TFT LCD & 800\*600 pixels high resolution Multi-touch capacity screen
- Support 5 kinds bus trigger and decoding(options): UART CAN SPI I2C LIN
- 7 types of trigger function: Edge, Pulse, Logic, Time Out, Runt, Slope, N Edge, and Video
- Built-in 8G storage capacity, waveforms and screenshots can be viewed and edited in scope, support Video record and file management.
- Various I/O port, LAN, Wi-Fi, USB Host, USB Device, HDMI, Trigger out
- Support Android Application and PC software remote control

#### APPS(iOS and Android)



#### HDMI



Dimension: 250\*200\*55mm

Weight: 4CH Oscilloscope 1125g Battery 263g

Model	TO1072	TO1074	TO1102	TO1104	TO1152
<b>Bandwidth</b>	70MHz	70MHz	100MHz	100MHz	150MHz
<b>Rise time</b>	≤5ns	≤5ns	≤3.5ns	≤3.5ns	≤2.3ns
<b>Input channel</b>	2	4	2	4	2
<b>Sample rate</b>	1GSa/S		1GSa/S		
<b>Memory depth</b>	14Mpts		28Mpts		
<b>Max capture rate</b>	130,000wfm/s		130,000wfm/s		
<b>Bandwidth limitation</b>	20MHz		20MHz, high pass, low pass		
<b>Interface</b>	Wi-Fi, LAN, HDMI(Optional), USB Host, USB Device, DC Power, Aux out				
<b>Screen</b>	8 inches TFT LCD 800*600 pixels display resolution, 14*10 display range				
<b>Battery(optional)</b>	7.4V 7500mAh, rechargeable lithium battery				
<b>PC Software</b>	PC software and APP (support iOS and Android), Wi-Fi or USB connection way				
<b>Serial bus trigger and decode (Options)</b>	UART, CAN, LIN, SPI, I2C, 1553B, 429				
<b>Cursor types</b>	Horizontal cursor, Vertical cursor, Crossing cursor				
<b>Automatic Measurements</b>	Period, Frequency, Rise Time, Fall Time, Delay, Positive Duty Cycle, Negative Duty Cycle, Positive Pulse Width, Negative Pulse Width, Burst Width, Positive Overshoot, Negative Overshoot, Phase, Peak to Peak, Amplitude, High, Low, Max, Min, Mean, Cycle Mean, RMS, Cycle RMS.				
<b>Vertical resolution</b>	8 bits				
<b>DC gain accuracy</b>	≤2%				
<b>Vertical scale</b>	1mV/div~10V/div				

## Automotive Tablet Oscilloscope

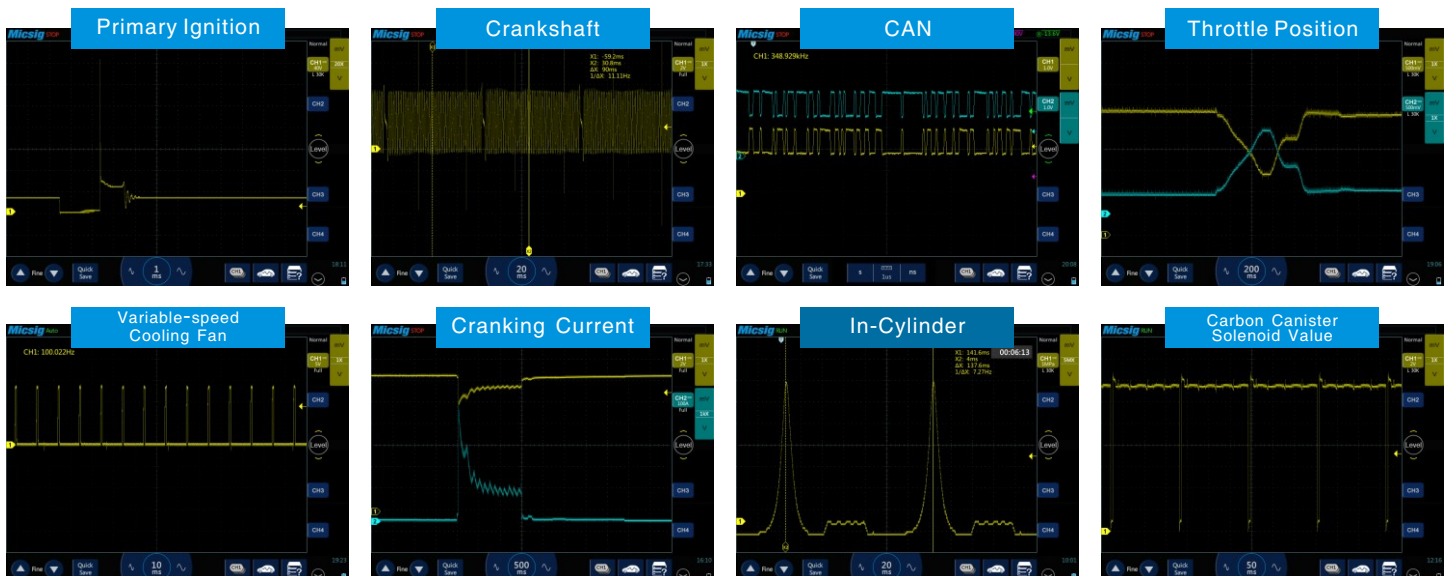
### ATO1000 Series

- Various automotive diagnostic function : Ignition, sensor, actuators, networks, combination test and pressure test.
- Easy to use, convenient to operate in filed, battery included.
- Support APP to operate oscilloscope remotely.
- Support Wi-Fi to transfer waveform data.
- Internal 8G memory to save big waveform data.
- 8 inches full touch capacitive screen, 800\*600 pixels.



Dimension: 250\*200\*55mm

Model	ATO1102	ATO1104
Bandwidth	100MHz	100MHz
Channel	2	4
Real time sample rate	1G Sa/S (single channel)	1G Sa/S (single channel)
Memory depth	28Mpts (single channel)	28Mpts (single channel)
Support test	Charging circuit, starter circuit, sensor, actuator, ignition test, communication test (including CAN, LIN, Flexray, K, etc.), pressure test (cylinder pressure, intake and exhaust pressure, fuel pressure, etc.)	
Bandwidth limitation	Full bandwidth, low pass	
I/O port	Wi-Fi, LAN, HDMI, USB Host, USB Device, GND, DC Power	
Accessories	Lithium battery, adapter, power cord, 2 X BNC banana lines, 2 X alligator clips, 2 X Flexible needle, 2 X P130A probes	Lithium battery, adapter, power cord, 4 X BNC banana lines, 4 X alligator clips, 4 X Flexible needle, 4 X P130A probes





## Handheld Oscilloscope

### MS200/MS300/MS500 Series

- Electronically isolated inputs(MS300&MS500), MS200 is not isolated
- 70MHz~200MHz selectable bandwidth, up to 190,000wfms/s capture rate
- 1GSa/s real time sampling rate, 240Kpts memory depth
- 5.7 inches TFT LCD touch screen, 800\*480 pixels.
- Integration the functions of oscilloscope, multi-meter and recorder in one unit
- Up to 4~5H Li-ion battery persistence working time
- Integration the functions of oscilloscope, multi-meter and recorder in one unit
- Up to 4~5H Li-ion battery persistence working time
- Three innovative operation modes: Touch, Button, Scroll wheel
- Three instruments in one, scope + meter+ record
- 6000mAh detachable Li-ion battery, working time up to 5 hours
- 31 kinds of automatic measurements
- Support USB Host/Slave interface, which can plug U device or connect to the PC
- Support bus trigger and decoding UART/RS232/RS422/RS485,LIN, CAN,SPI, I2C



Dimension: 160\*254\*60mm

Series	M200 Series				M300 Series		M500 Series	
<b>Model</b>	<b>MS207T</b>	<b>MS210T</b>	<b>MS215T</b>	<b>MS220T</b>	<b>MS310IT</b>	<b>MS320IT</b>	<b>MS510S</b>	<b>MS520S</b>
<b>Bandwidth</b>	70MHz	100MHz	150MHz	200MHz	100MHz	200MHz	100MHz	200MHz
<b>Rise time</b>	≤5ns	≤3.5ns	≤2.33ns	≤1.75ns	≤3.5ns	≤1.75ns	≤3.5ns	≤1.75ns
<b>Isolated channel</b>	Not support				Support		Support	
<b>Serial bus decode</b>	Not support				5 types		7 types	
<b>Max capture rate</b>	50,000wfms/s				50,000wfms/s		190,000wfms/s	
<b>Sample rate</b>	1GSa/S							
<b>Memory depth</b>	240Kpts							
<b>Operation</b>	Touch, Button, Scroll Wheel							
<b>Functions</b>	Scope+Multimeter+Recorder							
<b>Channels</b>	2 Scope channels and 2 meter channels							
<b>Max input voltage</b>	500V				600V CAT II 300V CATIII			
<b>Isolated channel voltage</b>	N/A				1000V CAT II 600V CATIII			
<b>Display screen</b>	5.7" TFT LCD, 640*480 pixels, 12*8 grids							
<b>Cursor types</b>	Horizontal cursor, Vertical cursor, Crossing cursor							
<b>Trigger types</b>	Edge, Pulse, Logic, Serial bus trigger, Video(MS200 is unavailable, MS300 is optional, MS500 is stand)							
<b>Serial bus decode</b>	UART/RS232/RS422/RS485, LIN, CAN, SPI, I2C(MS300 and MS500), 1553B, 429(MS500 only)							
<b>Measurements</b>	31 automatic measurements							
<b>Math function</b>	+, -, *, /, FFT							
<b>Meter measurements</b>	Full scale reading: 5,000 counts							
	10 types				10 types		13 types	
<b>Recorder waveforms</b>	Recording timebase: 10ms/div-2min/div, 100us/div-2min/div(with USB storage device) Recording time: Maximum 13 days(Increase recording time with USB storage device)							
<b>I/O port</b>	USB Host, USB Device							
<b>Standard accessories</b>	Probe, Meter pen, USB cable, Banana jack, Battery, Power adapter, ScopeSuite software, Documents							

## High Voltage Differential Probes

### DP Series



DP10013



DP20003

Model	DP10013	DP20003
Bandwidth	100MHz	100MHz
Attenuation Rate	50X 500X	200X 2000X
Rising Time	3. 5ns	3. 5ns
Accuracy	±2%	±2%
Input Impedance	10MΩ/1pF(differential) 5MΩ/2pF(single-ended to ground)	50MΩ/1.25pF(differential) 25MΩ/2.5pF(single-ended to ground)
Maximum Differential Test Voltage(DC + Peak AC)	130V(50X) 1300V(500X)	560V(200X) 5600V(2000X)
Output Voltage	≤3V	≤3V
Overrange Alarm	Button light flashes	Button light flashes
Power Supply	DC 5V, USB Supply	DC 5V, USB Supply
Power	0.85W	0.85W
Dimension	14.5cm*6cm*2.7cm	14.5cm*6cm*2.7cm
Input cable length	Approx 45cm	Approx 45cm
Output cable length	Approx 90cm	Approx 90cm

## Accessories

**Model:MS\_A\_001**  
Test leads



**Model:MS\_A\_002**  
Isolate passive probe



**Model:T3100**  
High Voltage passive probe



**Model:P130A**  
Passive probe



**Model:MS\_A\_003**  
Insulation test needle



**Model:MS\_A\_004**  
Pincer clips




**Model:MS\_A\_005**  
Multimeter probes



**Model:MS\_A\_006**  
Insulated alligator clips



**Model:MS\_A\_007**  
Non-destructive piercing needle



**Model:MS\_A\_008**  
Secondary ignition pickup



**Model:MS\_A\_009**  
Flexible piercing needle



**Model:MS\_A\_010**  
Multimeter pen



**Model:MS\_A\_011**  
Fine copper test alligator clips



**Model:MS\_A\_012**  
Quick piercing test hook needle



**Model:MS\_A\_013**  
BNC 90 degree connector



**Model:Adaptor**  
Delta power adaptor



**Model:MS\_handbag**  
Oscilloscope handbag



**Model:MS\_belt**  
Carry Strap



**Model:MS\_mask**  
Screen protector film



**Model:ACP1000**  
AC current probe



**Model:MS\_A\_001\_4**  
BNC to BNC cable



**Model:MS\_A\_014**  
HDMI cable



Официальный дистрибьютор в России



ООО «Техника-М»

г. Москва, 1-й Институтский проезд, д.5, офис 2-135  
тел. (495) 709-34-26, (499) 174-80-35  
e-mail: info-m@technica.ru

www.technica-m.ru

