

QC2-FL2G-D

2.4mm Connector, DC~50GHz

Features:
* Low VSWR

Applications:
* Wireless
* Radar
* Instruments
* Electronics

Electrical

Frequency:	DC~50GHz
VSWR:	1.15 max.
Impedance of Dielectric:	3000MΩ min.
Impedance of Inner Conductor:	3mΩ max.
Impedance of Outer Conductor:	2mΩ max.
Voltage Withstand:	750V DC
Impedance:	50Ω

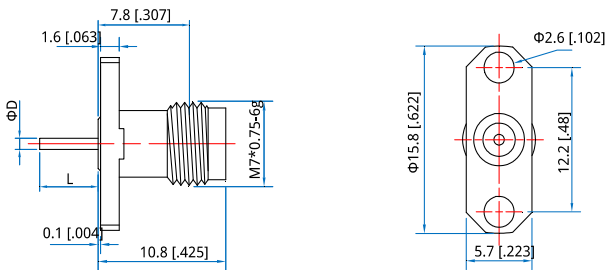
Mechanical

RF Connector:	2.4mm Female
Mating Life Cycle:	500 cycles
Outer Conductor:	Passivated SUS303 Stainless Steel
Dielectric:	PEI & PTFE or PEI
Inner Conductor:	Gold Plated Beryllium Copper

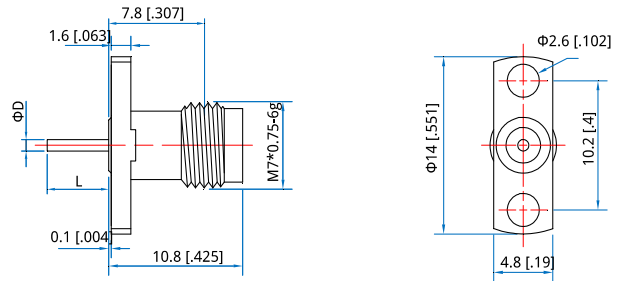
Environmental

Temperature: -55~+165°C

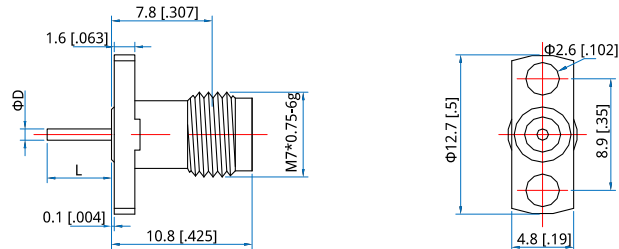
Outline Drawings



Part Number	ΦD	L
QC2-FL2G-D64-01	0.64 [0.025]	10 [0.394]
QC2-FL2G-D64-02	0.64 [0.025]	6.84 [0.269]
QC2-FL2G-D75-03	0.75 [0.029]	9 [0.354]
QC2-FL2G-D86-04	0.86 [0.034]	8.75 [0.344]
QC2-FL2G-D100-05	1 [0.04]	5.5 [0.216]
QC2-FL2G-D104-06	1.04 [0.041]	6.34 [0.25]
QC2-FL2G-D120-07	1.2 [0.047]	3 [0.118]



Part Number	ΦD	L
QC2-FL2G-D64-08	0.64 [0.025]	10 [0.394]
QC2-FL2G-D64-09	0.64 [0.025]	6.84 [0.269]
QC2-FL2G-D75-10	0.75 [0.029]	9 [0.354]
QC2-FL2G-D86-11	0.86 [0.034]	8.75 [0.344]
QC2-FL2G-D100-12	1 [0.04]	5.5 [0.216]
QC2-FL2G-D104-13	1.04 [0.041]	6.34 [0.25]
QC2-FL2G-D120-14	1.2 [0.047]	3 [0.118]



Part Number	ΦD	L
QC2-FL2G-D64-15	0.64 [0.025]	10 [0.394]
QC2-FL2G-D64-16	0.64 [0.025]	6.84 [0.269]
QC2-FL2G-D75-17	0.75 [0.029]	9 [0.354]
QC2-FL2G-D86-18	0.86 [0.034]	8.75 [0.344]
QC2-FL2G-D100-19	1 [0.04]	5.5 [0.216]
QC2-FL2G-D104-20	1.04 [0.041]	6.34 [0.25]
QC2-FL2G-D120-21	1.2 [0.047]	3 [0.118]

Unit: mm [in]
Tolerance: ±0.2mm [±0.008in]